

# How Transactions Feed to the Financial Statements

Campus Services & Jennifer Pollman  
January 2017

Colorado State University



# Topics

- Quali Structure and Setup
- External Reporting



**Colorado State University System**  
**Management's Discussion and Analysis**  
**Years Ended June 30, 2015 and 2014**  
**(Unaudited)**

**Summary of Revenues, Expenses and Changes in Net Position**  
**(Amounts expressed in thousands)**

	<b>Year Ended June 30</b>		
	<b>2015</b>	<b>2014</b>	<b>2013*</b>
<b>Operating revenues:</b>			
Tuition and fees, net	\$ 460,304	409,617	371,323
State fee for service revenue	78,931	72,025	68,030
Grants and contracts	274,318	269,965	269,247
Auxiliary enterprises	153,865	144,400	137,822
Other	43,896	42,306	38,053
Total operating revenues	<u>1,011,314</u>	<u>938,313</u>	<u>884,475</u>
<b>Operating expenses:</b>			
Instruction	293,171	272,049	248,234
Research	187,160	182,094	189,785
Public service	90,677	83,703	70,352
Academic support	79,861	78,804	69,756
Student services	51,875	46,913	39,713
Institutional support	63,831	56,194	51,411
Operation and maintenance of plant	73,590	65,493	58,835
Scholarships and fellowships	30,661	24,557	22,755
Auxiliary enterprises	144,310	137,459	131,683
Depreciation	89,538	77,648	72,890
Total operating expenses	<u>1,104,674</u>	<u>1,024,914</u>	<u>955,414</u>
Operating loss	<u>(93,360)</u>	<u>(86,601)</u>	<u>(70,939)</u>
<b>Nonoperating revenues:</b>			
State appropriations	2,355	2,472	1,754
Federal nonoperating grants and contracts	41,116	40,020	38,597
Other nonoperating revenues, net	32,123	29,275	20,276
Net nonoperating revenues	<u>75,594</u>	<u>71,767</u>	<u>60,627</u>
Gain (loss) before other revenues (expenses)	<u>(17,766)</u>	<u>(14,834)</u>	<u>(10,312)</u>
<b>Other revenues (expenses):</b>			
State capital contributions	17,153	3,620	1,880
Capital grants	12,591	4,514	10,460
Capital gifts	21,055	21,193	22,411
Payments (to) from governing boards or other institutions	629	258	237
Additions (reductions) to permanent endowments	(246)	1,838	1,434
Total other revenues	<u>51,182</u>	<u>31,423</u>	<u>36,422</u>
<b>Special items:</b>			
Transfer of Fire Suppression Activities to Department of Public Safety	-	-	(6,536)
Transfer to OPEB Trust	-	(22,185)	-
<b>Extraordinary items:</b>			
Gain on insurance recovery	-	-	2,192
Increase (decrease) in net position	<u>33,416</u>	<u>(5,596)</u>	<u>21,766</u>
<b>Net position:</b>			
Net position, beginning of year	899,611	905,207	883,441
Change in accounting principle	(487,774)	-	-
Net position, beginning of year as adjusted	411,837	905,207	883,441
Net position, end of year	<u>\$ 445,253</u>	<u>899,611</u>	<u>905,207</u>

\* Restated

## Kuali Structure and Set Up

- Created separate chart code (CR) for reporting purposes only (no GL activity)
- Provides ability to roll up object codes from individual agency chart codes into common reporting elements required for financial statement reporting.
  - Each campus has its own agency chart code (CO-Fort Collins; PB-Pueblo; BG-Board of Governors; GC-Global)
- CR chart code has its own object codes, level codes and consolidation codes
  - Object codes in the CO chart code report to CR chart code object codes
  - CR level code and consolidation code are assigned to appropriate financial statement line and category/group.
  - When CR object code “DBEX” is assigned to a CO object code, logic will look to the NACUBO Higher Education Function Code (HEFC) assigned to the CO account used in the transaction to consolidate expenses by function.
    - DBEX – Distributed by Expense



# How to see where OC is Assigned

- Click on the Object Code link on the Main Menu page of Quali
- In the Object Code Lookup, type in the object code you are searching, and then click the underlined object code

**Lookup and Maintenance**

- Capital Asset Builder**
  - [Pre-Asset Tagging](#)
- Capital Asset Management**
  - [Asset](#)
  - [Asset Fabrication](#)
  - [Asset Global \(Add\)](#)
  - [Asset Location Global](#)
  - [Asset Payment](#)
  - [Asset Retirement Global](#)
- Chart of Accounts**
  - [Account](#)
  - [Account Global](#)
  - [Account Delegate](#)
  - [Account Delegate Global](#)
  - [Account Delegate Model](#)
  - [Account Delegate Global From Model](#)
  - [Object Code](#)
  - [Object Code Global](#)
  - [Organization](#)
  - [Project Code](#)
  - [Sub-Account](#)
  - [Sub-Object Code](#)
  - [Sub-Object Code Global](#)

## Object Code Lookup

\* Fiscal Year: 2017

Chart Code: CO - Colorado State University

Object Code: 8210

Object Code Name:

Object Code Short Name:

Level Code:

Object Type Code:

Object Sub-Type Code:

Historical Financial Object Code:

Budget Aggregation Code:

CORE Balance Sheet Account Number:

CORE Cap Balance Sheet Account Number:

CORE Object/Revenue Code:

CORE CAP Object/Revenue Code:

Statement Category Code:



COFRS Account Type Override Code:

Active Indicator:  Yes  No  Both

You have entered the primary key for this table (Fiscal Year, Chart Code, Object Code) in the search criteria. Since these fields can be used to uniquely identify a row in this table, the other search criteria entered

One item retrieved.

Actions	Fiscal Year	Chart Code	Object Code	Object Code Name	Level Code	Object Type Code	CORE Balance Sheet Account Number	CORE Cap Balance Sheet Account Number	CORE Object/Revenue Code
<a href="#">edit</a> <a href="#">copy</a>	2017	CO	8210	Capital Equipment-CSU	CAPO	EE			6280




# How to see where OC is Assigned

Colorado State University

- The Object Code Inquiry Screen appears and the “Reports to Object Code” shows you where it will be on the Financial Statements (unless DBEX)

## Object Code Inquiry

▼ hide



Fiscal Year:	<u>2017</u>
Chart Code:	<u>CO *-* Colorado State University</u>
Object Code:	<u>8210</u>
Object Code Name:	Capital Equipment-CSU
Object Code Short Name:	Cap Eq CSU
Reports to Chart Code:	<u>CR *-* CSU Reporting Chart</u>
Reports To Object Code:	<u>OPFA *-* Operation+Maintenance Of Plant-Fund Add</u>
Object Type Code:	<u>EE *-* Expenditure not Expense</u>
Level Code:	<u>CAPO</u>
Object Sub-Type Code:	<u>CM *-* Capital Moveable Equipment</u>
Historical Financial Object Code:	8210
Active Indicator:	Yes
Budget Aggregation Code:	<u>O *-* Object</u>
Mandatory Transfer Or Eliminations Code:	<u>N *-* Neither</u>
Federal Funded Code:	<u>N *-* Not Federally Funded</u>
Next Year Object Code:	

close

# OC Assigned to DBEX

Colorado State University

- How do I see if object code reports to DBEX?

## Object Code Inquiry

▼ hide

<b>Fiscal Year:</b>	<u>2017</u>
<b>Chart Code:</b>	<u>CO *-* Colorado State University</u>
<b>Object Code:</b>	<u>5351</u>
<b>Object Code Name:</b>	Grad Teaching Assistant Salary
<b>Object Code Short Name:</b>	GTA Salary
<b>Reports to Chart Code:</b>	<u>CR *-* CSU Reporting Chart</u>
<b>Reports To Object Code:</b>	<u>DBEX *-* Distributed by Expense</u>
<b>Object Type Code:</b>	<u>EX *-* Expense Expenditure</u>
<b>Level Code:</b>	<u>GTAS</u>
<b>Object Sub-Type Code:</b>	<u>SL *-* Salary</u>
<b>Historical Financial Object Code:</b>	2351
<b>Active Indicator:</b>	Yes
<b>Budget Aggregation Code:</b>	<u>O *-* Object</u>
<b>Mandatory Transfer Or Eliminations Code:</b>	<u>N *-* Neither</u>
<b>Federal Funded Code:</b>	<u>N *-* Not Federally Funded</u>
<b>Next Year Object Code:</b>	

# Higher Education Function Code (HEFC)

Colorado State University

- Found on the Central Administration Tab of the Account document

Central Administration	▼ hide
Account Type Code:	<u>NA - Not Applicable</u>
Higher Ed Function Code:	<u>ISBW - Institutional Support/GA All Other</u>

- Last 2 letters do not affect financial statements, but are used for F&A
- For accurate financial statement reporting, it is important to provide enough information in the account create document for the Cost Accountant to assign the appropriate HEFC during workflow.”





# Higher Education Function Code

Colorado State University

- The reason HEFC is used is to prevent duplicate object codes, and users having to choose the expense classification
  - i.e. Salary would have to be classified by type (A/P, State Classified) and then by purpose (Instruction, Research, etc.)
- Types of HEFC:
  - AE: Auxiliary Enterprises
  - AS: Academic Support
  - IN: Instruction
  - IS: Institutional Support
  - OP: Operation Maintenance and Plant
  - PS: Public Service
  - RS: Research
  - SF: Scholar Fellow
  - SS: Student Services
  - ZZ: Other



# Object Codes

Colorado State University

- 371 DBEX Object codes
- Object Code Ranges that report to DBEX
  - Internal Revenue (4702, 4800-4811)
    - Seen as a reduction of expense
  - Various Operating Expense Object codes (i.e. 5xxx, 6xxx)



# Questions?

